



{Toby and Tutter}



Therapy Dogs

KINDERGARTEN LESSON **SIMILARITIES AND DIFFERENCES**

Estimated time: 35 minutes

Key Concepts/Big Ideas

- Toby and Tutter are the same. Toby and Tutter are different.
- My family members and I are the same. My family members and I are different.
- The people in my house are the same. The people in my house are different.

ELA Standard Lesson 1

CCSS.ELA-Literacy.RI.K.3

With prompting and support, describe the connection between two individuals, events, ideas, or pieces of information in a text.

Objectives

With support, students will identify ways in which Toby and Tutter are the same and different.

With support, students will sort Toby and Tutter's attributes on a Venn Diagram.

Students will draw pictures of their family, identifying ways in which members are the same and different.

Materials

- *Toby and Tutter* book
- Interactive whiteboard, dry erase marker board, chalkboard, easel and paper, or any other way to make a list.
- Venn Diagram drawn on large paper or interactive whiteboard. Template attached.
- Drawing paper, crayons, markers, colored pencils, other desired coloring tools.

Hook 8-10 minutes

Gather students in large group meeting space.

Teacher: "Let's think about same and different! We're going to play a game. When I say, go, you'll quickly find someone in our class who matches my description. So, if I say 'Find someone with the same color shoes as you,' what will you do? (Field responses.) If I say, 'Find someone with different colored hair than you,' what will you do? (Field responses.) Do you understand the game?"

Play the game. Go through 3 rounds each of same and different. Examples:

- Same colored shoes; different colored shoes.
- Same colored hair; different colored hair.
- Same colored shirt; different colored shirt.



{Toby and Tutter}



Therapy Dogs

KINDERGARTEN LESSON SIMILARITIES AND DIFFERENCES

Estimated time: 35 minutes

- Same favorite TV show; different favorite TV Show.
- Same favorite book; different favorite book.
- Same favorite playground game; different favorite playground game.
- Same favorite food; different favorite food.

Activity

Large Group 10 minutes

Gather students back to large group meeting space. Display pictures of Toby and Tutter. Write students responses on sentence strips, paper, or in an interactive whiteboard document. Students will sort their responses to the questions, below, on a Venn Diagram. Teacher should have a poster-sized Venn Diagram prepared on paper, or a Venn Diagram on the interactive whiteboard. See attached Teacher Materials for a Venn Diagram template and explanation of Venn Diagrams.

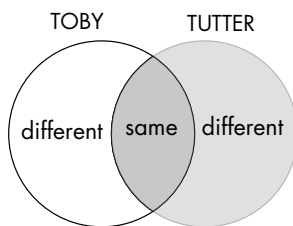
Teacher: "Let's look at Toby and Tutter. In some ways, they are the same. In some ways, they are different." Allow think time.

"How are Toby and Tutter the same?" Field responses, providing additional information where necessary.

"How are Toby and Tutter different?" Field responses, providing additional information where necessary.

"How did Toby and Tutter act the same in the book?" "How did Toby and Tutter act differently in the book?"

Support students to sort their responses into a Venn Diagram of how Toby and Tutter are different and alike.



Independent or Small Group 10 minutes

Students will illustrate and color a picture of their family, focusing on how members of their family are alike and different.



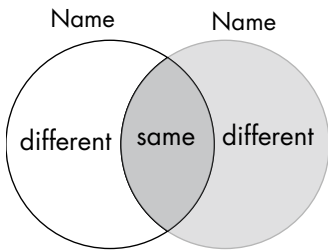
{Toby and Tutter}



Therapy Dogs

KINDERGARTEN LESSON **SIMILARITIES AND DIFFERENCES**

Estimated time: 35 minutes



Closing/Evaluation

Call students back to meeting place when drawings are finished.

Ask 3 or 4 students to share how their families are the same and how they are different.

Teacher: "Toby and Tutter are the same and they are different. Both work hard to help people."

Evaluation

Did student participate in discussions throughout lesson? Yes or No

Did student identify ways in which Toby and Tutter were the same and different? Yes or No

Did student describe ways their family members are the same and different? Yes or No

Modifications/Accommodations

Some students may need support identifying characteristics of Toby and Tutter or the people in their families.

Teachers may provide additional support to students who need it by creating a small group during the drawing time and scaffold questions during discussions.

Homeschool Modifications

This lesson can be modified for a smaller homeschool setting by focusing on sorting Toby's and Tutter's attributes using the Venn diagram. Homeschoolers could extend the lesson by making lists of each family member's attributes and sorting those using a Venn diagram.

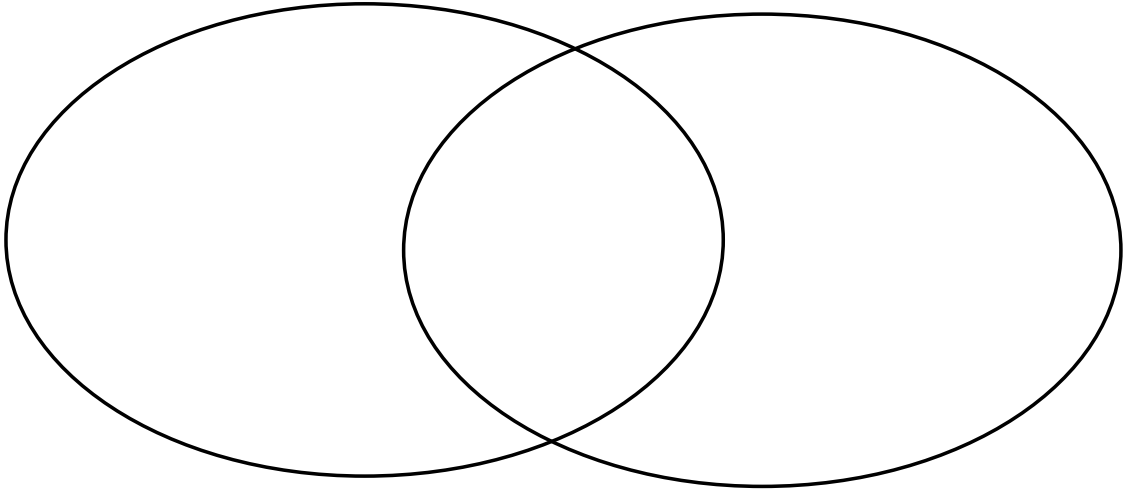
APPENDIX (PHOTOS)



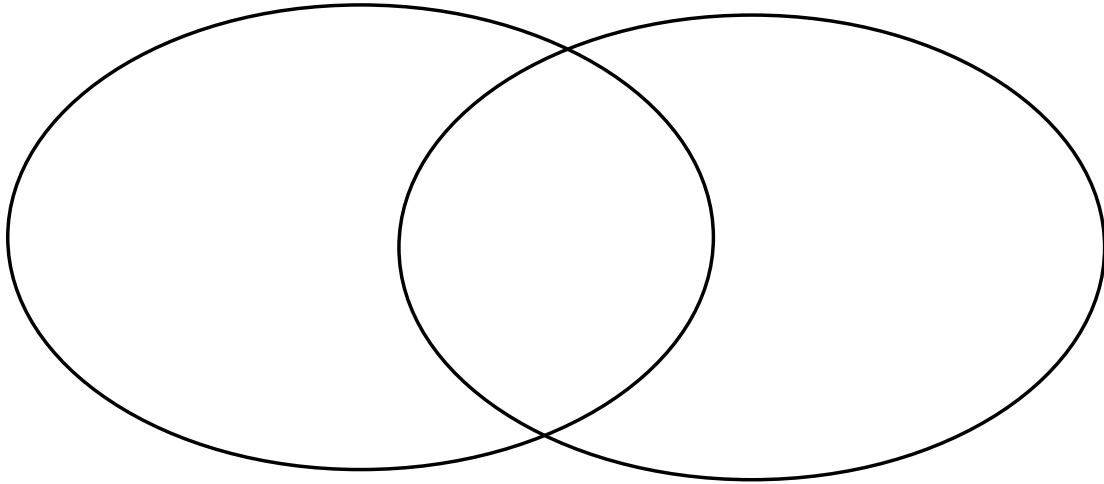








TITLE



Subject #1

Shared
properties
or characteristics

Subject #2

A Venn diagram comparing two subjects.
Two overlapping circles or ovals.
Write differences in the outer circles and
common characteristics in the overlapping area.