



{Toby and Tutter}



Therapy Dogs

GRADE 2 LESSON **SIMILARITIES AND DIFFERENCES**

Estimated time: 40 minutes

Key Concepts/Big Ideas

- Toby and Tutter are similar and different in many ways.
- Essential questions:
 - What do you think it's like to be Toby?
 - What do you think it's like to be Tutter?
 - What kind of person might benefit from Toby's company? What about Tutter's?
- How are you and your partner similar? How are you different?
- Every person experiences things differently. Perspective-taking; standing in someone else's shoes.

ELA Standard Lesson 1

CCSS.ELA-LITERACY.RI.2.9

<http://www.corestandards.org/ELA-Literacy/RI/2/9/>

Compare and contrast the most important points presented by two texts on the same topic.

Objectives

Using a Venn Diagram, students will sort Toby and Tutter's attributes, identifying ways in which Toby and Tucker are similar and different.

Students will identify ways in which they are similar to Toby or Tutter.

In pairs, partners will complete a Venn Diagram identifying ways in which they are similar and different.

Materials

Toby and Tutter book

Interactive whiteboard, dry erase marker board, chalkboard, easel and paper, or any other way to make a list Venn Diagram drawn on large paper or displayed on interactive whiteboard.

Venn Diagrams copied on copy paper-enough for 1 per pair of students. Template attached.

Pencils

Hook: 8-10 minutes

Gather students in large group meeting space.

Teacher: "Let's think about same and different! We're going to play a game. When I say, go, you'll quickly find someone in our class who matches my description. So, if I say 'Find someone with the same color shoes as you,' what will you do? (Field responses.) If I say, 'Find someone with different colored hair than you,' what will you do? (Field responses.) Do you understand the game?"

Play the game. Go through 5 rounds each of same and different. Examples:

- Same colored shoes; different colored shoes.
- Same colored hair; different colored hair.
- Same colored shirt; different colored shirt.
- Same favorite TV show; different favorite TV Show.
- Same favorite book; different favorite book.



{Toby and Tutter}



Therapy Dogs

GRADE 2 LESSON SIMILARITIES AND DIFFERENCES

Estimated time: 30 minutes

- Same favorite playground game; different favorite playground game.
- Same favorite food; different favorite food.
- Same favorite toy; different favorite toy.

Activity

Large Group: 10 minutes

Gather students back to large group meeting space. Display pictures of Toby and Tutter. Have students look closely at the pictures of Toby and Tutter's feet, ears, tails, etc. Encourage students to think about Toby and Tutter's behaviors as well as their physical attributes.

Teacher: "What's the same about Toby and Tutter? How are they similar?"

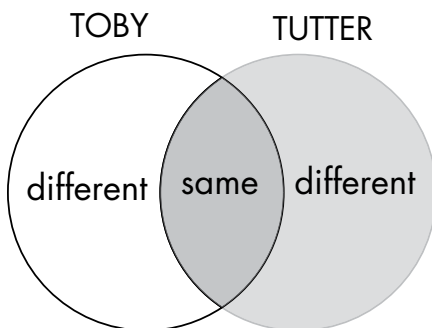
"What's different about them?"

"How did Toby and Tutter act the same in the book?" "How did Toby and Tutter act differently in the book?"

"Let's brainstorm some traits that describe Toby and Tutter." (Some examples could include: brave, shy, patient, excitable, calm, anxious, etc.)

"Do you relate to any of these traits? Are you more like Toby or more like Tutter? How so?"

Write students responses on sentence strips, paper, or in an interactive whiteboard document. Students will sort their responses to the questions, below, on a Venn Diagram. Teacher should have a poster-sized Venn Diagram prepared on paper, or a Venn Diagram on the interactive whiteboard. See attached Teacher Materials for a Venn Diagram template and explanation of Venn Diagrams. Support students to sort their responses into a Venn Diagram of how Toby and Tutter are different and alike.



Independent or Small Group: 10 minutes

Have students find a partner (or assign students to a partner.) Give each pair of students a Venn Diagram paper.

Teacher: "With your partner, use the Venn diagram to chart how you're the same and how you're different. You can use both words and pictures to complete the diagram. Remember, you'll label each circle one of your names."



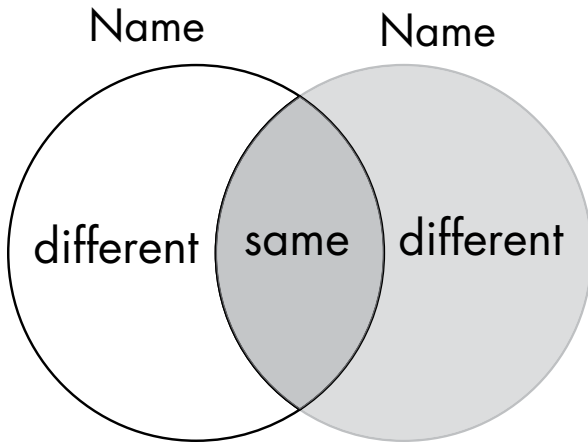
{Toby and Tutter}



Therapy Dogs

GRADE 2 LESSON **SIMILARITIES AND DIFFERENCES**

Estimated time: 30 minutes



Closing/Evaluation

Call students back to meeting place when drawings are finished.
Ask 3 or 4 student pairs to share their Venn Diagrams.

Teacher: "Toby and Tutter are similar and different Both dogs work hard to help people."

Evaluation

- Did student participate in discussions throughout lesson? Yes or No
- Did student identify ways in which Toby and Tutter were the same and different? Yes or No
- Did students identify traits of Toby and Tutter, and compare each dog's traits? Yes or No
- Did student describe ways in which they are the same and different as their partner using the Venn Diagram format? Yes or No

Modifications/Accommodations

Some students may need support identifying characteristics of Toby and Tutter. Teachers may provide additional support to students who need it by creating a small group during the partner breakout time and scaffold questions during discussions.

Teachers may extend lesson by providing a writing prompt related to this lesson. "How can I get along with people who are different than me?"

Homeschool Modifications

This lesson can be modified for a smaller homeschool setting by focusing on sorting Toby's and Tutter's attributes using the Venn diagram. Homeschoolers could extend the lesson by making lists of each family member's attributes and sorting those using a Venn diagram.

APPENDIX (PHOTOS)

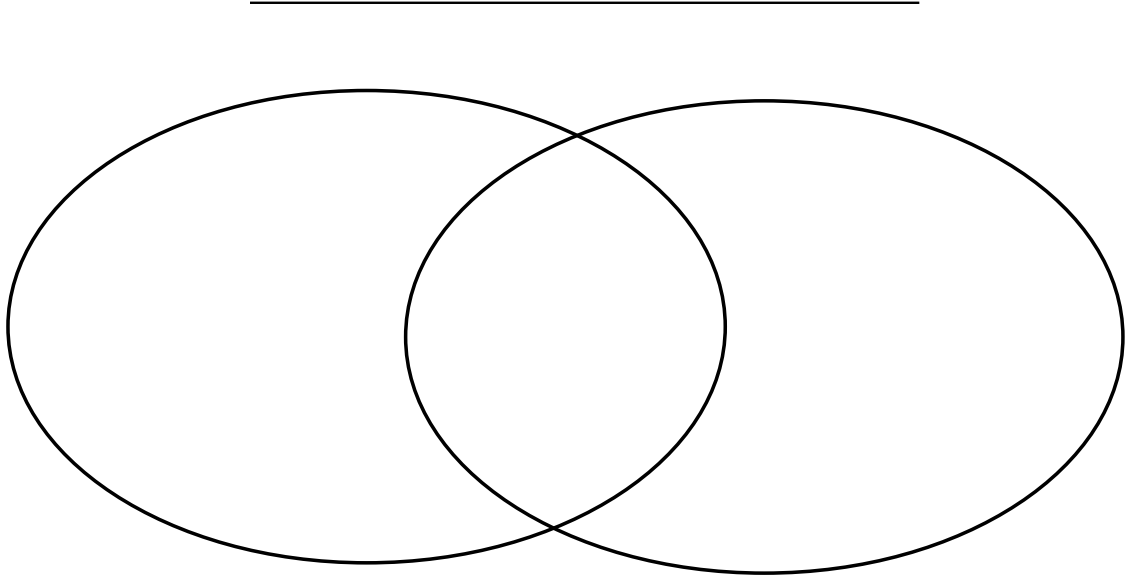




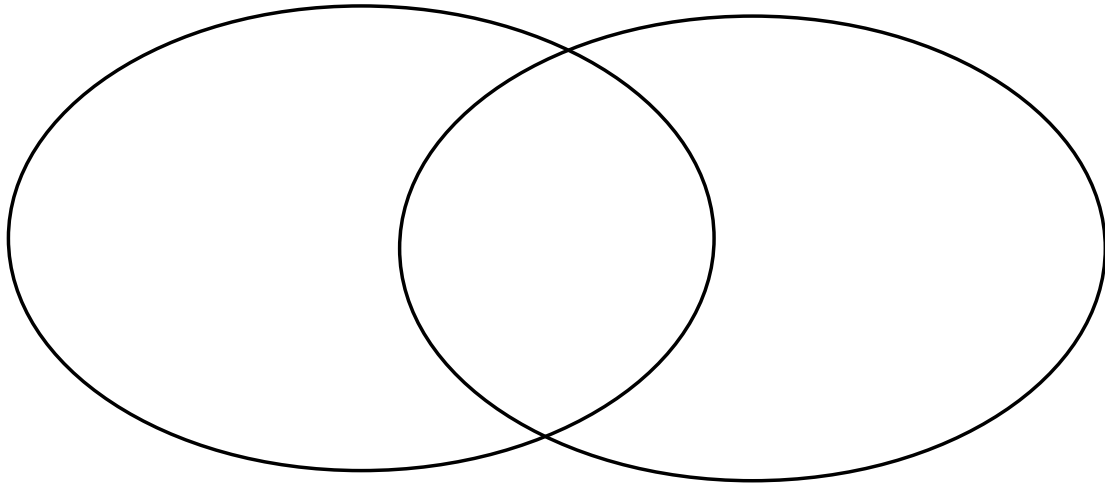








TITLE



Subject #1

Shared
properties
or characteristics

Subject #2

A Venn diagram comparing two subjects.
Two overlapping circles or ovals.
Write differences in the outer circles and
common characteristics in the overlapping area.